

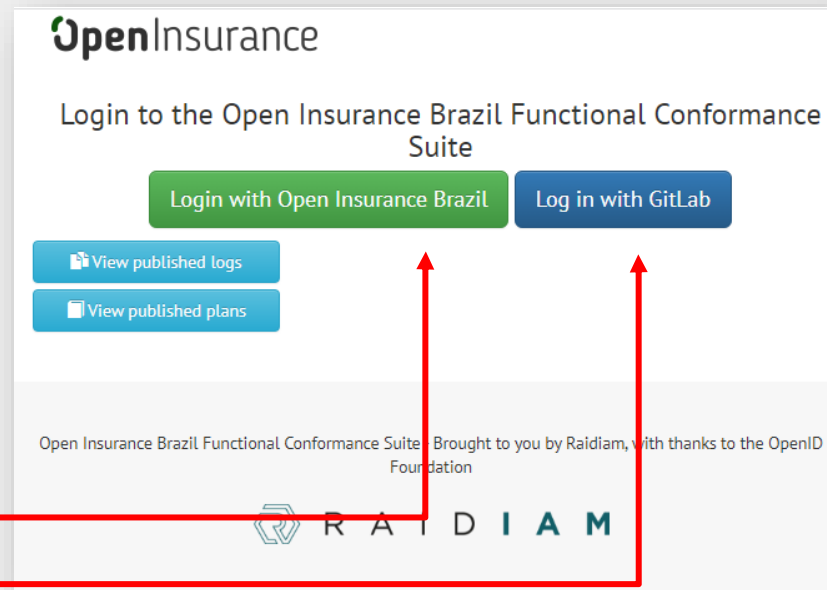
Open Insurance

Passo a passo testes de conformidade APIs v2

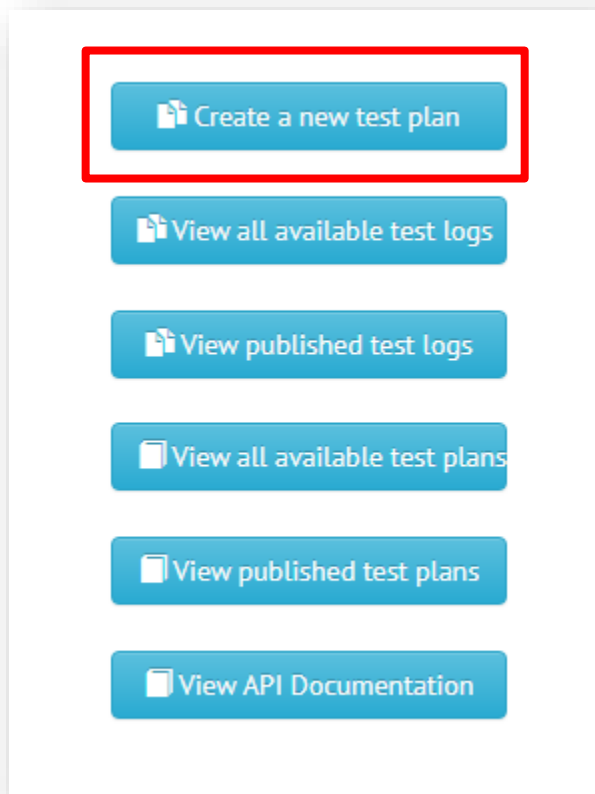
Para acessar o ambiente dos testes de conformidade das APIs, seguir o seguinte link:

<https://web.conformance.directory.opinbrasil.com.br/login.html>

É possível o acesso via conta do diretório do OPIN, ou via conta do GitLab



Dentro do ambiente de testes, selecionar a opção “Create a new test plan”



Dentro da página “Test Plan”:

1º: Selecionar o plano de teste da API que se deseja testar

2º: Escolher do nome do teste em “alias”

3º: Escrever uma breve descrição do teste

4º: Selecionar “Everything” (libera a publicação da API pós a realização do teste)

5º: Colar o endereço da API que se deseja testar em “resourceUrl”

Please see [OpenID Foundation Certification Instructions](#).

Test Plan ⓘ Functional tests for Channels - Phone Channels API - based on Swagger version: 1.0.3 (WIP)

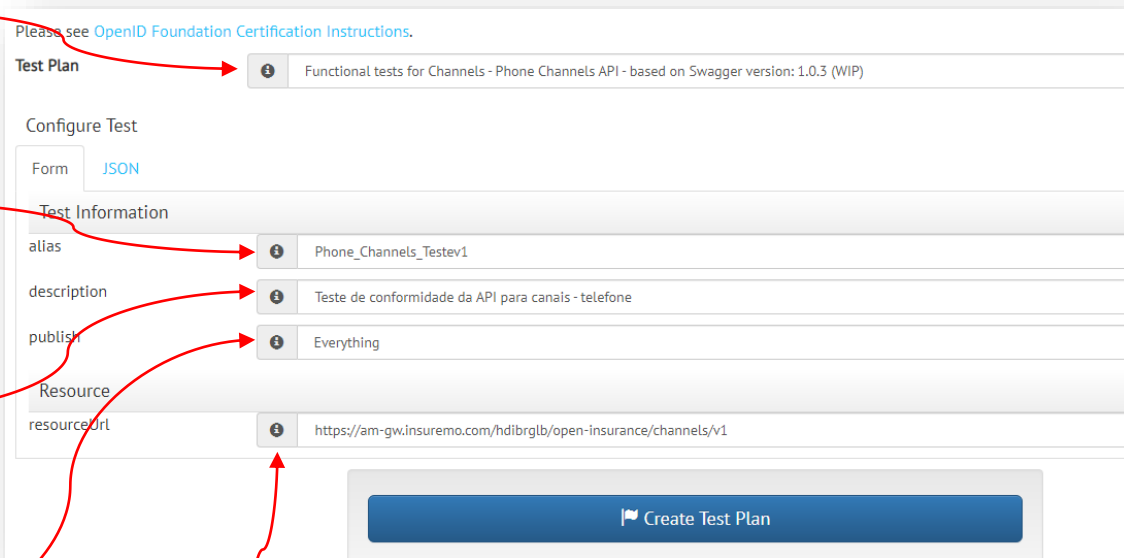
Configure Test

Form **JSON**

Test Information

alias	ⓘ Phone_Channels_Testev1
description	ⓘ Teste de conformidade da API para canais - telefone
publish	ⓘ Everything
Resource	
resourceUrl	ⓘ https://am-gw.insuremo.com/hdibrqlb/open-insurance/channels/v1

[Create Test Plan](#)

The image shows a screenshot of a web interface for configuring a test plan. The interface is titled 'Test Plan' and includes a 'Configure Test' section. The 'Test Information' section contains several fields: 'alias' (Phone_Channels_Testev1), 'description' (Teste de conformidade da API para canais - telefone), and 'publish' (Everything). The 'Resource' section contains a 'resourceUrl' field with the value 'https://am-gw.insuremo.com/hdibrqlb/open-insurance/channels/v1'. A blue button labeled 'Create Test Plan' is located at the bottom right. Five yellow boxes with red arrows point to specific elements: the first points to the 'Test Plan' title, the second to the 'alias' field, the third to the 'description' field, the fourth to the 'publish' field, and the fifth to the 'resourceUrl' field.

Exemplificando os endereços necessários para o campo “resourceUrl”, devemos seguir os seguintes padrões, conforme a família desejada:
(alterar o “instituição”)

Admin

<https://api.organizacao.com.br/open-insurance/admin/v1>

Products-Services

<https://api.organizacao.com.br/open-insurance/products-services/v1>

Channels

<https://api.organizacao.com.br/open-insurance/channels/v1>

Discovery

<https://api.organizacao.com.br/open-insurance/discovery/v1>

Dentro da página do teste, selecionar “Run Test”:

The screenshot shows the OpenInsurance interface. At the top left is the logo 'OpenInsurance'. At the top right, it says 'Logged in as andre.serai@peers.com.br' with 'Tokens' and 'Logout' buttons. The main content area displays test details for 'Channels - Phone Channels API test'. On the right side of this area are buttons for 'View Config', 'Edit configuration', 'Download All Logs', 'Public link', and 'Certification Package'. Below the details is a blue box with the text 'Structural and logical tests for Channels - Phone Channels API'. A paragraph of text explains that these results are from the Open Banking Brasil Functional Conformance Suite and are not proof of certification. At the bottom, there is a 'NOT RUN' button and a 'Run Test' button, which is highlighted with a red rectangular box. To the right of the 'Run Test' button, the test name and other details are listed.

OpenInsurance

Logged in as andre.serai@peers.com.br Tokens Logout

Plan Name: Channels - Phone Channels API test
Variant:
Plan ID: 42XV9IRcVmyMV
Description: Teste de conformidade da API para canais - telefone
Plan: 4.1.40 build: 428235757
Version:
Started: 2021-12-13T19:36:09.410816Z

View Config
Edit configuration
Download All Logs
Public link
Certification Package

Structural and logical tests for Channels - Phone Channels API

These test results were generated by the Open Banking Brasil Functional Conformance Suite. By themselves, they are not proof that a deployment is conformant nor that it meets the requirements for certification. For a list of certified deployments, see <https://github.com/OpenBanking-Brazil/conformance> - to be added to this list follow [the certification instructions](#).

NOT RUN [?] **Run Test** Test Name: Channels - Phone Channels API test [?]
Variant: client_auth_type=none
Test ID: NONE
Test Version: NONE

Ao ser realizado o teste, segue abaixo um exemplo dos outputs:

OpenInsurance Logged in as andre.serai@peers.com.br [Tokens](#) [Logout](#)

FINISHED ¹

FAILED ¹

Test Name: Channels - Phone Channels API test
Variant: client_auth_type=none
Test ID: xWRd3ffuQRpwDnQ
Created: Mon Dec 13 2021 16:38:06 GMT-0300 (Horário Padrão de Brasília)
Description: Teste de conformidade da API para canais - telefone
Test Version: 4.1.40 build: 428235757
Plan ID: UoVfFd3yyt0fw

Validate structure of Channels - Phone Channels Api resources

Results: **SUCCESS** 2 **FAILURE** 12 **WARNING** 0 **REVIEW** 0 **INFO** 1

Failure summary:

- FAILURE** Validate Channels - Phone Channels Api response: PhoneChannelsValidator: Value from element areaCode doesn't match the required pattern on the Phone Channels API response
- FAILURE** Validate Channels - Phone Channels Api response: PhoneChannelsValidator: Value from element areaCode doesn't match the required pattern on the Phone Channels API response
- FAILURE** Validate Channels - Phone Channels Api response: PhoneChannelsValidator: Value from element areaCode doesn't match the required pattern on the Phone Channels API response
- FAILURE** Validate Channels - Phone Channels Api response: PhoneChannelsValidator: Value from element areaCode doesn't match the required pattern on the Phone Channels API response
- FAILURE** Validate Channels - Phone Channels Api response: PhoneChannelsValidator: Value from element closingTime

[Repeat Test](#)

[Upload Images](#)

[View Config](#)

[Edit configuration](#)

[Download Logs](#)

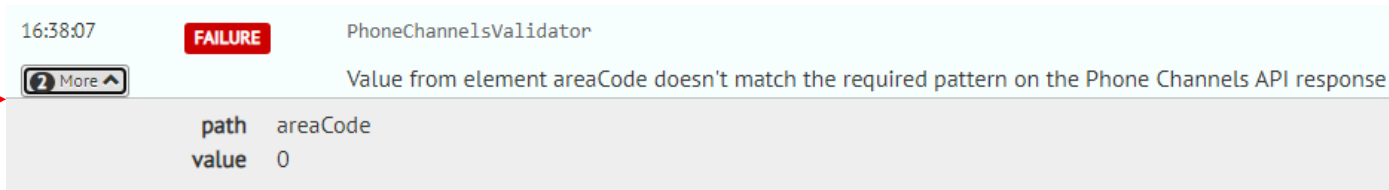
[Return to Plan](#)

[Public link](#)

Os campos que apresentarem falha (“FAILURE”), devem ser analisados caso a caso pelo participante.

Como exemplo de análise, abaixo encontra-se a falha detectada para o campo “areaCode”

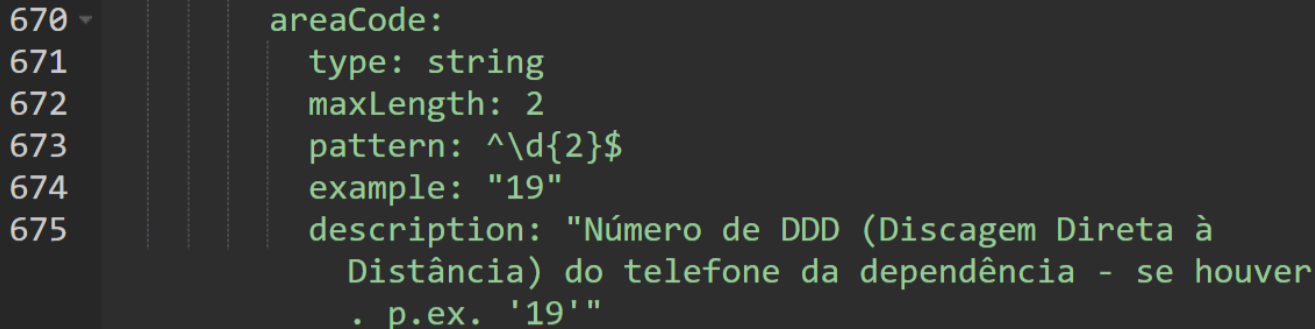
Resposta motor de conformidade



16:38:07 **FAILURE** PhoneChannelsValidator
Value from element areaCode doesn't match the required pattern on the Phone Channels API response

path	areaCode
value	0

Especificação da API



```
670 areaCode:  
671   type: string  
672   maxLength: 2  
673   pattern: ^\d{2}$  
674   example: "19"  
675   description: "Número de DDD (Discagem Direta à  
        Distância) do telefone da dependência - se houver  
        . p.ex. '19'"
```

Levando em consideração os possíveis ajustes a serem realizados na API do participante, no motor de conformidade e/ou especificação técnica, deve-se procurar a causa raiz da falha do teste a fim de pontuarmos em qual das ferramentas devemos realizar os ajustes necessários. Para o caso do exemplo acima, a especificação técnica obriga a utilização dos dois dígitos para o código de área, algo não respeitado pela API, que retornou do valor 0 (zero) para o campo.

Para discussão dos ajustes a serem realizados nas APIs e/ou no motor de conformidade, solicitamos que os participantes levantem as questões via plataforma do service desk

Link: <http://servicedesk.opinbrasil.com.br>

Conforme todas as falhas forem resolvidas, o resultado do motor apresentará a resposta “PASSED”:

The screenshot shows the OpenInsurance interface. At the top left is the logo 'OpenInsurance'. At the top right, it says 'Logged in as ADMIN erick.domingues@raidiam.com' with a 'Logout' button. The main content area displays test details for 'preflight-cert-check-test'. A green box highlights the 'PASSED' status. A red box highlights the 'Return to Plan' button in the right-hand sidebar. Below the test details, there is a summary bar showing 'SUCCESS 30', 'FAILURE 0', 'WARNING 0', 'REVIEW 0', and 'INFO 1'. A blue message box at the bottom states: 'This test is no longer running. This log has been archived and can be viewed or downloaded.'

OpenInsurance

Logged in as ADMIN erick.domingues@raidiam.com Logout

Test Name: preflight-cert-check-test
Variant: client_auth_type=mtls, fapi_auth_request_method=by_value, fapi_profile=openbanking_brazil, fapi_response_mode=plain_response
Test ID: SK5IHhf5x3qqwb0
Created: Mon Dec 13 2021 16:00:32 GMT-0300 (Brasilia Standard Time)
Description: centralAilosPaymentsCertification - Brand Unilos
Test Version: 4.1.40 build: 428358688
Test Owner: [User Icon]
Plan ID: IngNDzIzRJ35T

Repeat Test
Upload Images
View Config
Edit configuration
Download Logs
Return to Plan
Continue Plan
Unpublish
Public link

Pre-flight checks will validate the mTLS certificate before requesting an access token using the Directory client_id provided in the test configuration. Finally, an SSA will be generated using the Open Banking Brasil Directory.

Results: SUCCESS 30 FAILURE 0 WARNING 0 REVIEW 0 INFO 1

This test is no longer running. This log has been archived and can be viewed or downloaded.

Após isso deverá ser retornado a pagina do plano de testes através do botão “Return to Plan”

The screenshot shows the OpenInsurance interface for a test plan. At the top left is the logo 'OpenInsurance'. At the top right, it says 'Logged in as ADMIN erick.domingues@raidiam.com' with a 'Logout' button. The main content area displays test plan details for 'Channels - Branches API test'. A blue message box at the bottom states: 'Structural and logical tests for Channels - Branches API'. Below this, it says: 'These test results were generated by the Open Banking Brasil Functional Conformance Suite. By themselves, they are not proof that a deployment is conformant nor that it meets the'.

OpenInsurance

Logged in as ADMIN erick.domingues@raidiam.com Logout

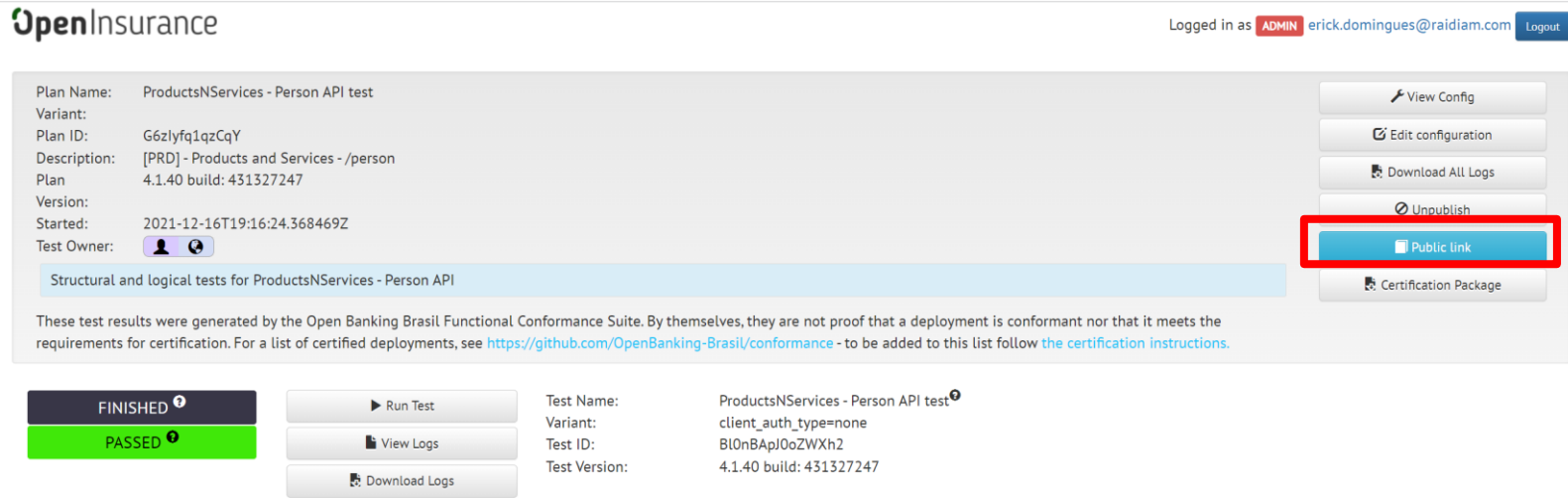
Plan Name: Channels - Branches API test
Variant:
Plan ID: ujukfbrCITC9r
Description: Teste de conformidade de Branches Plan
Version: 4.1.40 build: 430110007
Started: 2021-12-15T12:39:06.605090Z
Test Owner: [User Icon]

View Config
Edit configuration
Download All Logs
Unpublish
Public link
Certification Package

Structural and logical tests for Channels - Branches API

These test results were generated by the Open Banking Brasil Functional Conformance Suite. By themselves, they are not proof that a deployment is conformant nor that it meets the

Nest pagina, uma vez todos os módulos estarem com resultado “Passed”, será possível gerar o link de certificação:



OpenInsurance Logged in as ADMIN erick.domingues@raidiam.com Logout

Plan Name: ProductsNServices - Person API test
Variant:
Plan ID: G6zlyfq1qzCqY
Description: [PRD] - Products and Services - /person
Plan 4.1.40 build: 431327247
Version:
Started: 2021-12-16T19:16:24.368469Z
Test Owner:

[View Config](#)
[Edit configuration](#)
[Download All Logs](#)
[Unpublish](#)
[Public link](#)
[Certification Package](#)

Structural and logical tests for ProductsNServices - Person API

These test results were generated by the Open Banking Brasil Functional Conformance Suite. By themselves, they are not proof that a deployment is conformant nor that it meets the requirements for certification. For a list of certified deployments, see <https://github.com/OpenBanking-Brasil/conformance> - to be added to this list follow [the certification instructions](#).

FINISHED
PASSED

[Run Test](#)
[View Logs](#)
[Download Logs](#)

Test Name: ProductsNServices - Person API test
Variant: client_auth_type=none
Test ID: B10nBApl0oZWxh2
Test Version: 4.1.40 build: 431327247

Este link gerado via seleção “Public Link”, devendo ser coletado o endereço criado na barra de pesquisa do navegador:

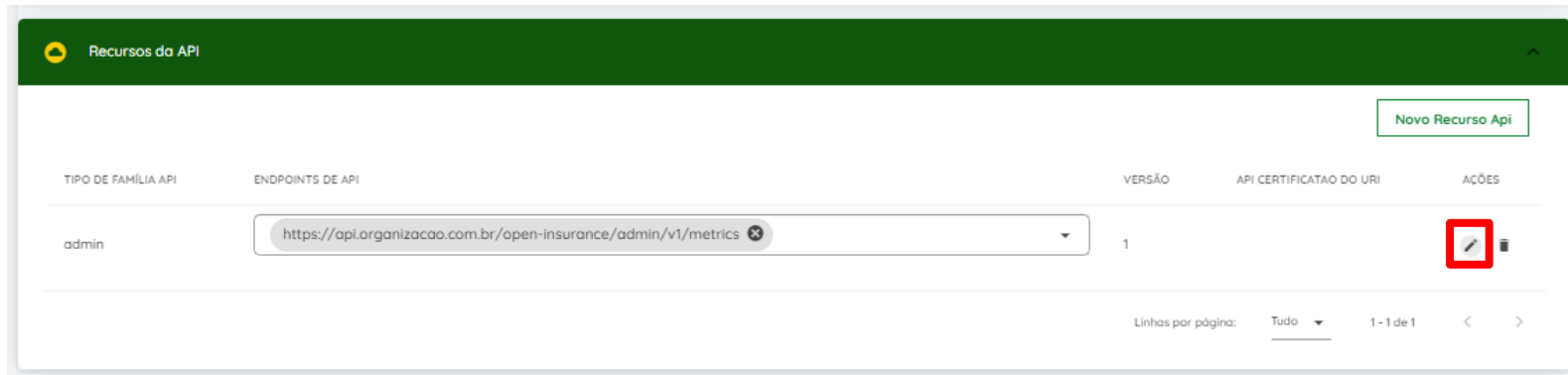



OpenInsurance Logged in as ADMIN erick.domingues@raidiam.com Logout

[Download All Logs](#)

Plan Name: ProductsNServices - Person API test
Variant:
Plan ID: G6zlyfq1qzCqY
Description: [PRD] - Products and Services - /person
Plan 4.1.40 build: 431327247

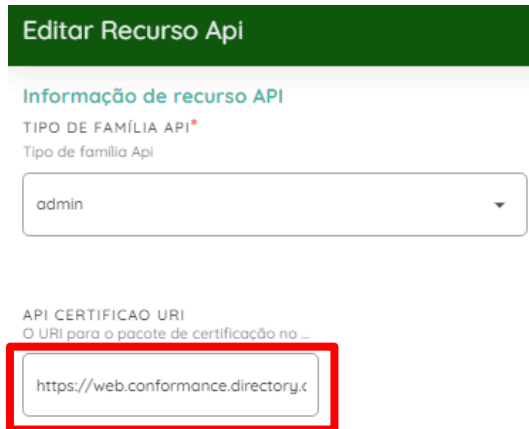
Para a publicação da API, deve-se entrar na seção “Recursos da API” dentro do diretório e selecionar a opção de editar () :



TIPO DE FAMÍLIA API	ENDPOINTS DE API	VERSÃO	API CERTIFICACAO DO URI	AÇÕES
admin	<input type="text" value="https://api.organizacao.com.br/open-insurance/admin/v1/metrics"/>	1		

Linhas por página: Tudo 1 - 1 de 1

O link da publicação deve ser colado no campo “API CERTIFICACAO URI”:



Editar Recurso Api

Informação de recurso API

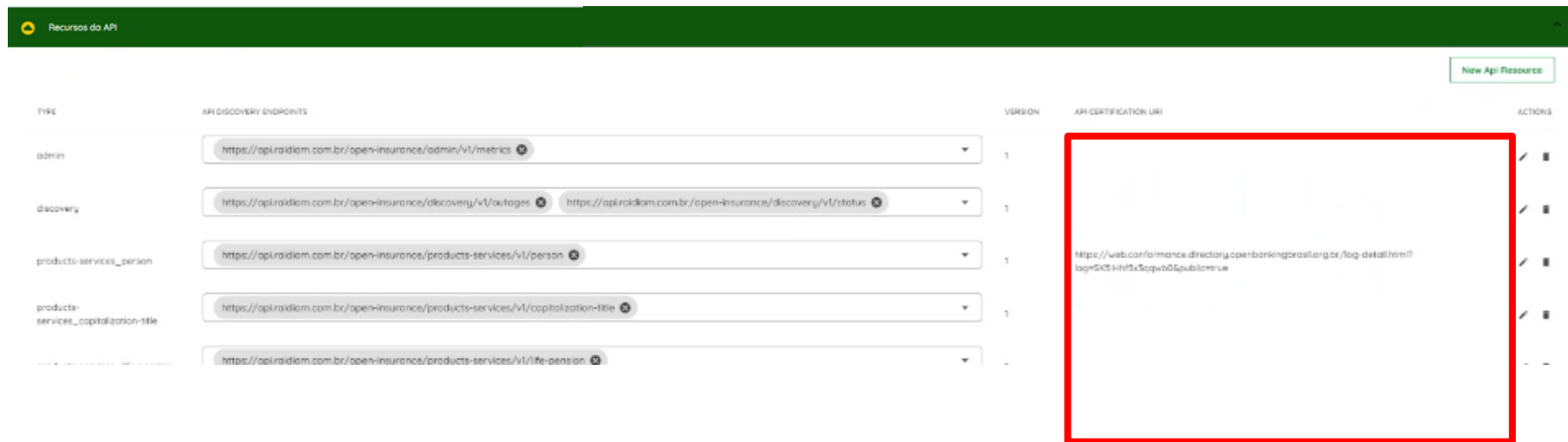
TIPO DE FAMÍLIA API*











Tipo de família Api

API CERTIFICACAO URI

O URI para o pacote de certificação no

Com isso, dentro da seção “Recursos da API”, o bloco “API CERTIFICAÇÃO DO URI” será preenchido:



TYPE	API DISCOVERY ENDPOINTS	VERSION	API CERTIFICATION URI	ACTIONS
admin	https://api.rakidom.com.br/open-insurance/admin/v1/metrics	1		 
discovery	https://api.rakidom.com.br/open-insurance/discovery/v1/outages https://api.rakidom.com.br/open-insurance/discovery/v1/status	1		 
products-services_person	https://api.rakidom.com.br/open-insurance/products-services/v1/person	1	https://web.conformanca.directory.openbankingbrasil.org.br/og-detail.htm?log=5d534h1545qwb05public@rua	 
products-services_capitalization-title	https://api.rakidom.com.br/open-insurance/products-services/v1/capitalization-title	1		 
products-services_life-pension	https://api.rakidom.com.br/open-insurance/products-services/v1/life-pension	1		 

Desta maneira, com a URL da API certificada, será possível a consulta pública no ambiente produtivo das informações do participante.

Ficou com alguma dúvida?

**Mandar um chamado para:
servicedesk.opinbrasil.com.br**

OpenInsurance

Open Insurance